

Name _____

Date _____

SOIL ROCKS!



Magnifying Glass

A magnifying glass is a tool we use to help us see things that are very, very small.

Directions:

Draw some of the things you observed today with your magnifying glass.

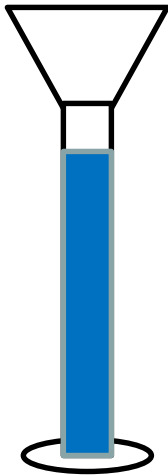
Some examples could include:
rocks, minerals, worms, leaves, soil, sticks

Name _____

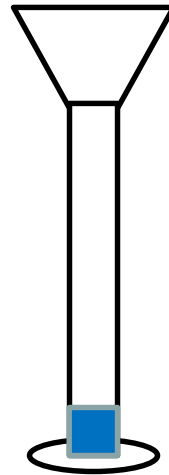
Date _____

SOIL ROCKS!

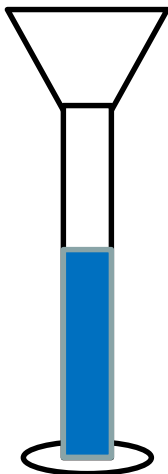
Water is a very important part of soil! Think about the soil race we did in class and label the graduated cylinders with the type of soil based on how much water you see (Remember, the soil with the **MOST** water in the cylinder **ABSORBS** the **LEAST** water).



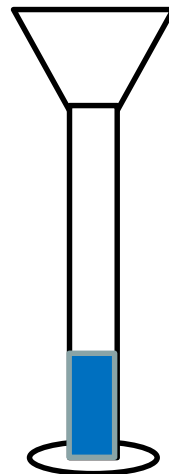
A. _____



B. _____



C. _____



D. _____

Soil Types:

Humus

Sand

Soil

Clay